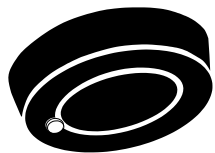


HERE ARE SOME TIPS IN SELECTING,
PLACING, AND INSTALLING A CARBON
MONOXIDE DETECTOR:



- Check that the product meets the Underwriters Laboratories Standard UL 2034
- Select a product that can be easily self-tested and reset to ensure proper functioning.
- If possible, choose a device that does not sound the same as your smoke detector.
- Check to be sure the device clearly indicates what it is—a Carbon Monoxide Detector.
- When installing the detector, be sure to follow the **manufacturer's instructions**. Be aware that, at this time, there is no national standard for the installation of CO detectors. The Consumer Product Safety Commission recommends that a detector be installed outside the entrance to each sleeping area.


PLEASE NOTE: At this time, there is no accepted national standard for safe CO levels in the home. The State of Ohio has set a maximum level of 9 ppm (parts per million) for outdoor air quality standards.

REMEMBER: If your detector has activated but you are NOT experiencing any CO poisoning symptoms, call your local power utility company or the Miami Valley Fire District dispatcher by using the non-emergency number of 937-225-4357

If you are experiencing flu-like symptoms that may be related to carbon monoxide poisoning, take the following actions:

GET OUT... VENT OUT... CALL OUT...

- **GET OUT** of the house immediately.
- **VENT OUT** by leaving a door open as you exit the premises.
- **CALL OUT** by dialing 9-1-1 from outside your home.




Ambient (normal background levels) carbon monoxide levels may exist outdoors (car exhaust) and indoors (stoves and furnaces). It is not unusual to find CO levels of 1 to 5 PPM near gas fueled appliances, particularly older stoves, furnaces, and hot water heaters.

The following agencies and departments listed below will be glad to answer your specific questions on the dangers of carbon monoxide, and how to prevent becoming one of its victims.


1. Vectren, Inc. (see business section for nearest service center).
2. Montgomery County Combined Health District, Air Pollution 937-225-4435 (Monday-Friday)
3. Dayton Air Conditioning & Heating Assoc. (DACHA) 937-227-1811
4. For the non-emergency phone numbers of your local fire department, consult the Government Office Section (blue) of the phone book.

***WHAT YOU DON'T
KNOW ABOUT
CARBON
MONOXIDE
CAN KILL YOU !***



MIAMI VALLEY FIRE DISTRICT
2710 Lyons Rd
Miamisburg, OH 45342
Fire Headquarters/non-emergency
937-560-2152

www.miamivalleyfiredistrict.org
e-mail:
emsfire@miamivalleyfiredistrict.org



CARBON MONOXIDE

AWARENESS . . .

Carbon Monoxide, known by the chemical formula CO, is called the “silent killer” because it catches victims unaware. It sneaks up on its victims and can take lives without warning. CO is a deadly enemy because you can’t taste, see, or smell it.

Symptoms of carbon monoxide poisoning mimic the flu: headaches, fatigue, nausea, dizziness, and vomiting. Your skin may take on a pink or red cast. You may become drowsy, doze off, or become so lethargic you are unable to call 9-1-1 for help.

The following flu-like symptoms are related to carbon monoxide poisoning at the three levels of exposure and should be discussed with ALL members of your household. You need to determine if you, or anyone residing in the house/business, are experiencing health effects different from normal. If so, does the individual feel better after they have been outside or away from the house/business for a while.

MILD EXPOSURE: Slight headache, nausea, vomiting, fatigue.

MEDIUM EXPOSURE: Severe throbbing headache, drowsiness, confusion, fast heart rate.

EXTREME EXPOSURE: Unconsciousness, convulsions, cardio-respiratory failure, death.

People at special risk include: fetuses, infants, pregnant women, the elderly, and people with anemia or a history of heart or respiratory disease. All can be especially sensitive to carbon monoxide exposure.

Response to an activated CO detector should always be . . . NEVER ignore the alarm, regardless of whether or not you feel symptoms. If you have a smoke detector and a CO detector, find out which device has activated, especially if the alarms sound alike. Once you’ve determined that your CO detector has been activated, what do you do?

If you’re experiencing any of the CO symptoms as described under “Symptoms” take the following actions:

GET OUT . . . VENT OUT . . . CALL OUT . . .

- **GET OUT** of the house immediately.
- **VENT OUT** by leaving a door open as you exit the premises.
- **CALL OUT** by dialing 9-1-1 from outside your home.

If you are not having any CO poisoning symptoms, call you local power utility company or fire department using the non-emergency phone number.

Carbon monoxide is a colorless, odorless, tasteless, poisonous gas that is a by-product of a fuel burning process. When inhaled, CO enters the bloodstream and replaces the oxygen of the red blood cells which your body needs. When CO replaces enough oxygen, your body begins to suffocate from the inside out, possibly causing brain damage, coma, and later, death. CO exposure when sleeping is particularly dangerous because the victim often does not wake up.


Common CO sources include:

- Vehicles or lawn equipment running in an enclosed attached garage.
- Improperly operating gas furnaces, ovens, clothes dryers and other gas appliances.
- Cracked heat exchanger.
- Corroded or disconnected water heater vent pipes.
- Charcoal grills used in an unventilated area.
- Defective wood burning stoves or fireplaces.
- Blocked chimney flues.

Be alert to the danger signs that signal potential CO hazards. Also, recognize that CO poisoning may be the cause when family members suffer from flu-like symptoms that don’t disappear but improve when they leave the home for extended periods of time.

Proper equipment maintenance and operating procedures are still the best way to avoid carbon monoxide poisoning. The most important steps in proper equipment maintenance are preventive ones.

Here are two suggestions in insure a healthy home:



Have your furnace and heating system inspected annually by a heating specialist always before the heating season starts.

Have your chimney and flue checked and cleaned professionally.

